

# FULL ARCH INSTITUTE



## FULL ARCH INSTITUTE CLINICAL RESIDENCY FOR FULL ARCH IMPLANT TRAINING & 3B-TB TRAINING



**Dr.C.Murugavel**  
Surgical Instructor

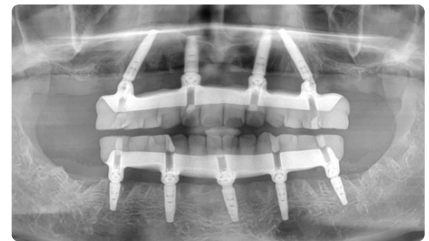
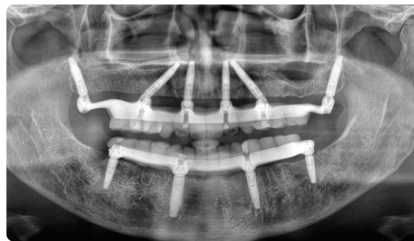
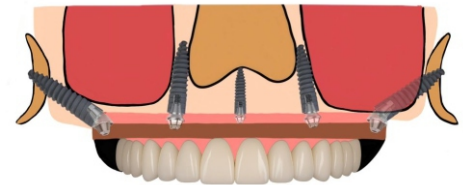
Powered by: Best Laser Dental Clinic & Implant centre, Chennai

**DURATION :**  
4 days Theory, hands on models, Live surgery  
(+1 or 2 days personal preference for one on one surgery)

**LOCATION :**  
Best laser dental clinic & Implant center, Chennai, India.

**DATES :**  
27 - 30 NOVEMBER 2025


- WHAT YOU WILL LEARN?**
- ▶ Immediate loading in full arch implant patients
  - ▶ How to avoid Zygoma implants and Patient Specific Implants (PSI) even for severally atrophic maxilla (99%)
  - ▶ How to select implant types
  - ▶ Instruments importance, how to select and how to use
  - ▶ How to improve full arch practice - Business perspective



KATHIPARA CHENNAI

## COURSE CONTENTS

- Understanding basic biomechanical principles
- Treatment plan presentation to patient
- Understanding numerous factors, understanding human factors affecting FMR surgery, complications and failures
- Where to use conventional and where to use CMU implants
- Surgical planning & prosthetic planning
- Clinical examination
- How to analyse CBCT for implant planning
- Virtual planning of full arch surgery – planning software
- Classic Malo's All on 4 (to treat 60% of your full arch patients)
- 3B-TB Protocol (To treat 99% of your Atrophic maxilla patient without zygomatic implants)
- Pterygoid implants
  - Regular approach
  - Distalised pterygoid approach
  - Trans sinus pterygoid
- Unblinding Pterygoid technique to achieve accurate positioning
- Palatal technique to treat even 2mm thin ridges (Mattsson's Technique)
- Vanderlim's transnasal technique
- Nasomaxillary buttress implants (types & techniques)
- Nasopalatine buttress implants (including nasopalatine canal implants)
- Basic surgical skills necessary for Full arch surgery
  - Incision techniques, Flap elevation techniques, Bone reduction technique,
  - Techniques to avoid excess bleeding, Performing safer full arch surgery,
  - How to operate ambidextrous for accuracy and speed
- How to effectively use brain mirroring system to learn Full arch implant surgery
- How to become a successful Full arch implant surgeon
- All Checklists, tray setups, related to Full arch surgery



“We have developed our own protocol “ **3B-TB Protocol** ”  
which helps to avoid zygoma implants and Patient specific implants  
for severally atrophic maxilla (99%) – this also will be included in curriculum”



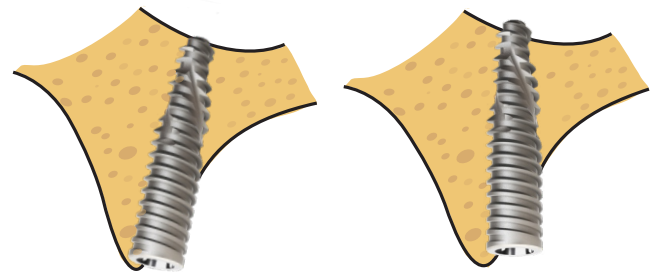
## PROSTHETIC CONTENT

- Prosthetic protocol
- IOS scanning technique
- Vertical dimensions
- Jaw relation technique & scanning
- Overview of lab designing step
- Provisional and durable prosthetic options
- Occlusion concepts
- Night guard fabrication and importance
- Post bridge fixing patient communication

**Prosthetic Instructor**  
**Dr.Nevetha, BDS**  
**Ms.Rekha, MDT**

## WHAT YOU WILL NOT LEARN

- Bone graft
- Sinus lift
- Single /partial implant
- Guided surgery
- Zygoma implants
- Subperiosteal implant
- Management of cancer recession cases
- Management of Mucormycosis cases



**SEMMOZHI POONGA**

## COURSE SCHEDULE

### Day 1: From 10am – 6pm

- Theoretical lectures (Includes how to become a better full arch implant surgeon)
- + Hands on atropic maxillary model

### Day 2: From 6.30am – 7pm

- Planning and discussion of that day surgery patients
- Over the shoulder observation / learning - full mouth surgery in 4 arches
- Prosthetic lecture
- Planning and discussion of next day surgery patients

### Day 3: From 6.30am – 7pm

- Over the shoulder observation / learning - full mouth surgery in 4 arches
- Prosthetic lecture & Labsite visit
- Planning and discussion of next day surgery patients

### Day 4: From 6.30am – 2.30pm

- Over the shoulder observation / learning - full mouth surgery in 2 arches
- Lectures :
  - \* Complications, prevention and management in full arch implant surgery
  - \* Techniques to perform smoother, safer and speedier surgery
  - \* Instruments selection and tray setup
- Certificate distribution

### Day 5:

- Those who are willing to experience the live patient hands on can stay on day 5 or 6 (with additional fees) - optional



## COURSE FEES:

3 Lakhs INR - which includes

- All 3days breakfast and lunch
- Snacks and coffee/tea

## PAYMENT TERMS

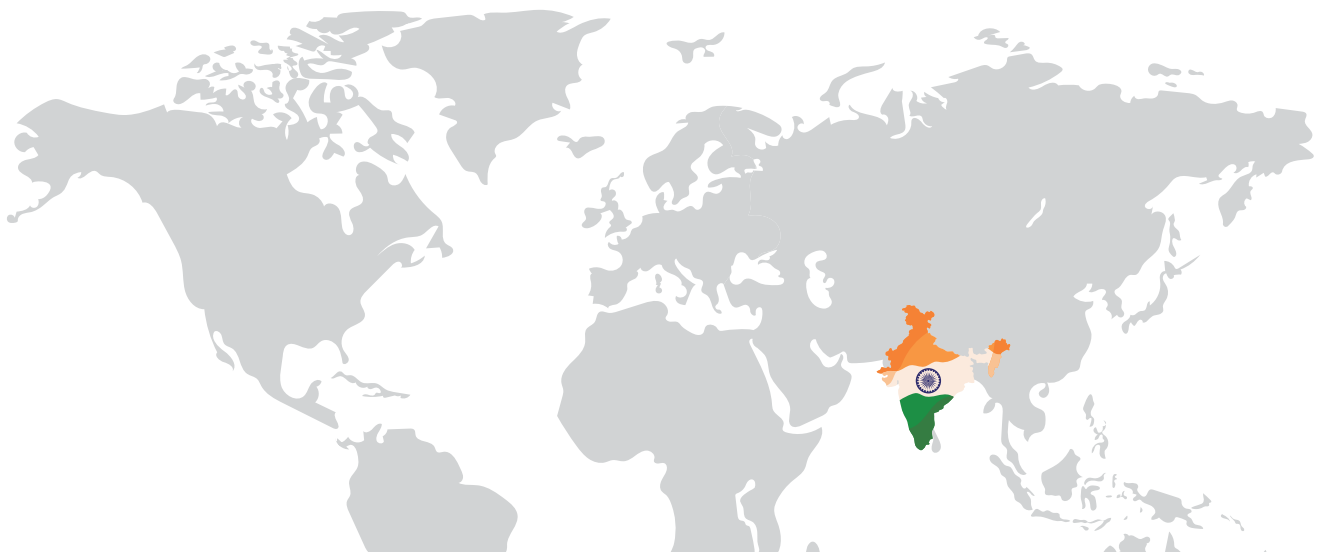
- \* To pay 1 lakh for booking confirmation
- \* 1 lakh before a month
- \* 1 lakh before a week

## PARTICIPANTS

5-6 members only in a per batch

## WHAT IS NOT INCLUDED IN COURSE FEES

- Flight tickets
- Transport
- Dinner
- Accommodation
- Extra curricular activities



For Registration:

Contact: Mobile / Whatsapp : Mrs.Geethalakshmi : +91 96000 30601

Mail: [info@fullarchinstitute.in](mailto:info@fullarchinstitute.in) Website: [www.fullarchinstitute.in](http://www.fullarchinstitute.in)